

France



France has been able to achieve an overall reduction of transport CO₂ emissions, which is currently the country's largest CO₂-emitting sector.

Several strategies support a transition to low-carbon mobility - at the national level, there are plans to upgrade high-speed rail service, and the country has set a target to ban the sale of new diesel and gasoline vehicles by 2040. At the local level, Paris is being transformed into a walking and cycling-oriented city, popularising the "15-minute city" concept. Several cities are also implementing zero-emission public transport and have expanded significantly on new mobility solutions.

Income group: High-income

Human Development Index: 0.9

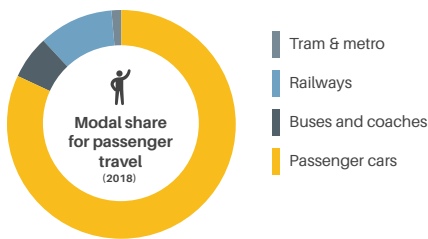
	Population size (2020)	Urban population share (2020)	GDP per capita (2019)
Total	65.2 million	81.5%	45630.8
Growth <small>(2010 to 2020)</small>	3.8%	7.7%	12.5%

Mobility Demand Trends

Passenger travel activity

922 500

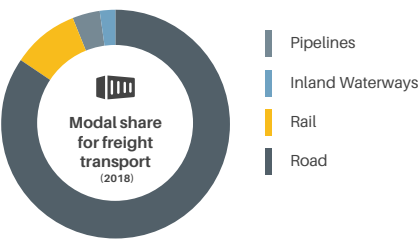
million passenger-km in 2018
+5% (2010 to 2018)



Freight transport activity

335 100

million ton-km in 2018
+40% (2010 to 2018)



Fuel consumption (2018)

45 310

thousand tonnes of oil equivalent
+4% (2010 to 2018)

Average light duty fuel economy consumption (2017)
5.3 Lge/100 km (WLTP)



Car ownership growth (2005 to 2015)

599.7 vehicles per 1,000 people



Vehicle sales (2019)

Passenger (Growth 2010 to 2019)
2214279 **-1.9%**

Commercial
479698 **-4.5%**

Diesel
US cents per litre (2018)

168

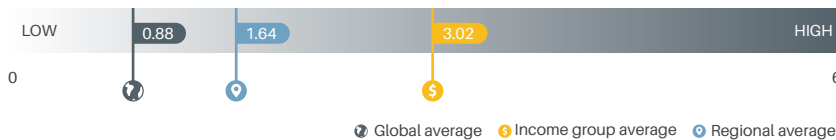
Super gasoline
US cents per litre (2018)

168

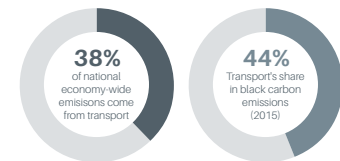
Transport Emission Trends

Transport CO₂ emissions (2019)
118.9 million tonnes

Per capita transport CO₂ emissions (2019)
1.83 tonnes

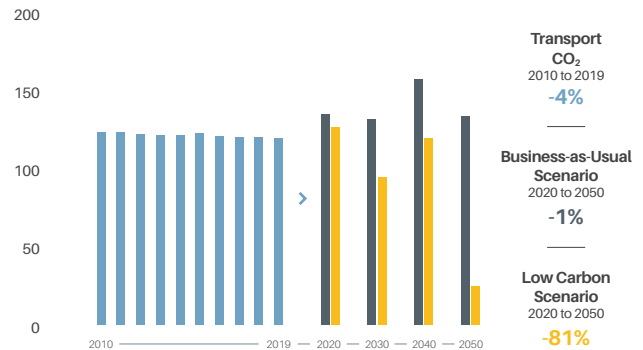


Largest CO₂ producing sector in the country



Low Carbon Transport Pathways

Transport strategy identifies climate change	✓
Long-term strategy submitted to UNFCCC	✓
NDC submitted	✓
1st and Updated NDC as European Union	✓
NDC highlights transport for GHG mitigation	✓
Transport mitigation targets in NDC	✓
CO ₂ emissions per kilometre from new passenger cars sold to be reduced by 37.5% on average by 2030 (from 2021 levels), with new vans reduced by 31%, and new large lorries reduced by 30% (from 2019/2020 levels)	✓
Other non-emission related transport targets in NDC	Not available
Voluntary National Review highlights transport	✓
2016 VNR with transport linkages to SDG 11 and SDG 13	✓



Transport measures in NDC

Mitigation	• Vehicle efficiency standards	Adaptation	• Not available
-------------------	--------------------------------	-------------------	-----------------

Sustainable Mobility Planning & Transport Demand Management

National Urban Mobility Framework (2020)	✓
Targets	• Compulsory in urban areas of over 100,000 inhabitants
Sustainable Urban Mobility Plans (2020)	✓
Low Emission Zones (2020)	6 cities

Walking and Cycling

National walking strategies (2020)	Subnational level
National cycling strategies (2020)	✓
Targets	• Triple the modal share of cycling by 2024
Cycling infrastructure in capital (2020)	700 km of separated bikelanes

Urban Passenger and Freight Transport

Bus rapid transit (2020)	342 km in 21 cities
Urban rail (LRT, metro, tram) (2020)	Over 586 km in 30 cities
Bus rapid transit daily passenger volume (2020)	457 919
Rapid Transit to Resident Ratio (2019)	65.8

Passenger and Freight Railways

Rail network (2019)	5 923 km
High-speed rail (2018)	2 792 km
High-speed rail travel activity (2019)	60 billion passenger-km
National plans for passenger and freight rail expansion (2020)	✓
Targets	• Open rail market for competition and further improvement
Rail travel activity (2018)	107 920 million passenger-km
Rail freight activity (2019)	31 829 million ton-km

Shared Mobility Services

Bike-sharing systems (2020)	69 systems
Electric scooter services (2020)	7 operators in 12 cities
Carsharing services (2021)	23 services
National legal frameworks for shared mobility (2020)	Yes, on subnational level for electric scooters
Autonomous vehicles in operation or in preparation (2020)	7
Autonomous vehicles strategies (2020)	✓

Fuel Economy

Emission standards for LDVs (2018)	Euro 6
CO ₂ emissions performance for LDVs (2017)	126 gCO ₂ /km
Emission standards for HDVs (2018)	Euro VI
Targeted CO ₂ emissions performance	59 gCO ₂ /km by 2030

Electric Mobility

Electric vehicles (2019)	226 800
Market share of electric vehicles (2019)	2.8%
No. of cities with electric buses (2019)	7
ICE phase-out targets	2040

Renewable Energy

Biofuel blend mandate (2019)	7.5% Ethanol
Renewable energy (biofuels and electricity) share in transport (2018)	9.5%
Targeted % of renewable energy	2.3% diesel fuel and 3.4% gasoline fuel from advanced biofuels by 2023

Aviation

Air passengers carried (2019)	71.3 million people
Air freight activity (2019)	4 522.6 million ton-km
Carbon-accredited airports (2020)	36 airports
<i>of which carbon neutral</i>	5 airports

Shipping

Liner shipping connectivity index (2019)	72.6
Container port traffic (2019)	5 871 100 TEU

COVID-19

Traditional transport infrastructure investment	USD 5.6 billion
Clean transport infrastructure investment	USD 1.5 billion

Examples	<ul style="list-style-type: none"> • Biking and public transport support • Infrastructure funding
-----------------	---------------------------------------------------------------------------------------------------------------------------

This fact sheet is part of the SLOCAT Transport and Climate Change Global Status Report - 2nd edition.

The information shown is based on desk research. Data has been collected to the best knowledge and availability. However, it might not be complete or reflect the most recent status. 'Not available' is indicated, when no information has been retrieved. The content does not represent the opinion of the SLOCAT Partnership. Find data sources and indicator glossary here.

List of acronyms

GDP	Gross-domestic product
HDV	Heavy-duty vehicle
ICE	Internal combustion engine
LDV	Light-duty vehicle
LRT	Light-rail transit
NDC	Nationally determined contribution
TEU	Twenty-foot Equivalent Unit
UNFCCC	United Nations Framework Convention on Climate Change
VNR	Voluntary national review of the Sustainable Development Goals
WLTP	Worldwide harmonised light vehicles test procedure