

Angola



Angola's transport emissions are the country's second-largest CO₂-producing sector, and transport CO₂ emissions have grown by over 20% since 2010. Overall, very limited details on the country's transport policies are available. A new railway link to Zambia is in preparation, but no other transport measures have been identified.

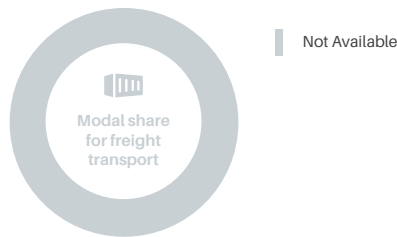
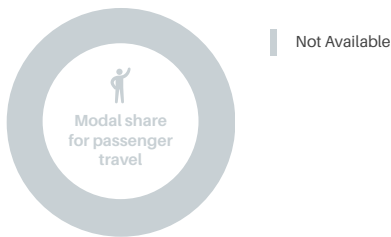
	Population size (2020)	Urban population share (2020)	GDP per capita (2019)
Total	32.9 million	66.8%	3 103.5
Growth <small>(2010 to 2020)</small>	40.7%	57%	17.9%

Income group: Middle-income
Human Development Index: 0.58


Mobility Demand Trends

Passenger travel activity
Not available

Freight transport activity
Not available



Car ownership growth (2005 to 2015)
32 vehicles per 1,000 people



+2.5%

Vehicle sales (2019)

Passenger (Growth 2010 to 2019) 2080 **14.0%**
Commercial 750 **29.5%**

Fuel consumption (2018)
2 300

thousand tonnes of oil equivalent
+7% (2010 to 2018)

Average light duty fuel economy consumption (2017)
Not available



Diesel
US cents per litre (2018)

44

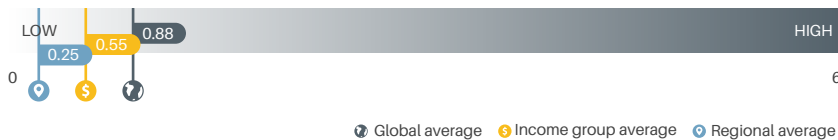
Super gasoline
US cents per litre (2018)

52


Transport Emission Trends

Transport CO₂ emissions (2019)
7.8 million tonnes

Per capita transport CO₂ emissions (2019)
0.2 tonnes

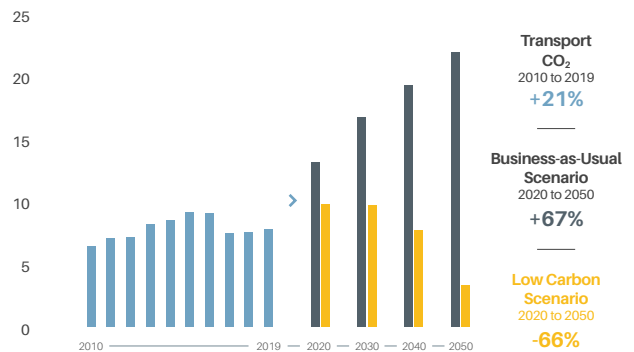


Second-largest CO₂ producing sector in the country



Low Carbon Transport Pathways

Transport strategy identifies climate change	✓
Long-term strategy submitted to UNFCCC	Not submitted
NDC submitted	1st NDC
NDC highlights transport for GHG mitigation	✗
Transport mitigation targets in NDC	✗
Other non-emission related transport targets in NDC	✗
Voluntary National Review highlights transport	Not submitted



Transport measures in NDC

Mitigation	Adaptation
• Not available	• Not available

Sustainable Mobility Planning & Transport Demand Management	
National Urban Mobility Framework (2020)	Not available
Sustainable Urban Mobility Plans (2020)	Not available
Low Emission Zones (2020)	Not available

Walking and Cycling	
National walking strategies (2020)	Not available
National cycling strategies (2020)	Not available
Cycling infrastructure in capital (2020)	Not available

Urban Passenger and Freight Transport	
Bus rapid transit (2020)	Not available
Urban rail (LRT, metro, tram) (2020)	Not available
Bus rapid transit daily passenger volume (2020)	Not available
Rapid Transit to Resident Ratio (2019)	Not available

Passenger and Freight Railways	
Rail network (2011)	Not available
High-speed rail (2018)	Not available
High-speed rail travel activity (2018)	Not available
National plans for passenger and freight rail expansion (2020)	✓
Targets	<ul style="list-style-type: none"> Railway link to Zambia and overall railway improvements
Rail travel activity (2018)	Not available
Rail freight activity (2016)	Not available

New Mobility Services	
Bike-sharing systems (2020)	Not available
Electric scooter services (2020)	Not available
Carsharing services (2021)	Not available
National legal frameworks for shared mobility (2020)	Not available
Autonomous vehicles in operation or in preparation (2020)	Not available
Autonomous vehicles strategies (2020)	Not available

Fuel Economy	
Emission standards for LDVs (2018)	Not available
CO2 emissions performance for LDVs (2017)	Not available
Emission standards for HDVs (2018)	Not available
Targeted CO2 emissions performance	Not available

Electric Mobility	
Electric vehicles (2019)	Not available
Market share of electric vehicles (2019)	Not available
No. of cities with electric buses (2019)	Not available
ICE phase-out targets	✗

Renewable Energy	
Biofuel blend mandate (2019)	10% Ethanol
Renewable energy (biofuels and electricity) share in transport (2018)	Not available
Targeted % of renewable energy	Not available

Aviation	
Air passengers carried (2019)	1.4 million people
Air freight activity (2019)	68 million ton-km
Carbon-accredited airports (2020)	✗
<i>of which carbon neutral</i>	✗

Shipping	
Liner shipping connectivity index (2019)	25.7
Container port traffic (2019)	672212.5 TEU

COVID-19	
Traditional transport infrastructure investment	Not available
Clean transport infrastructure investment	Not available

This fact sheet is part of the SLOCAT Transport and Climate Change Global Status Report - 2nd edition.

The information shown is based on desk research. Data has been collected to the best knowledge and availability. However, it might not be complete or reflect the most recent status. 'Not available' is indicated, when no information has been retrieved. The content does not represent the opinion of the SLOCAT Partnership. Find data sources and indicator glossary here.

List of acronyms

GDP	Gross-domestic product
HDV	Heavy-duty vehicle
ICE	Internal combustion engine
LDV	Light-duty vehicle
LRT	Light-rail transit
NDC	Nationally determined contribution
TEU	Twenty-foot Equivalent Unit
UNFCCC	United Nations Framework Convention on Climate Change
VNR	Voluntary national review of the Sustainable Development Goals
WLTP	Worldwide harmonised light vehicles test procedure